

To: Washington County Cherokee Association	Project: Washington Co. Cherokee Assoc. - Equip Master	From: Curtis Restaurant Supply - Tulsa Jackson Crain 6577 E. 40th St. Tulsa, OK 74145-4516 (918) 622-7390 (918) 610-2408 (Contact)
--	--	---

Job Reference Number: 34192

Thank you for the opportunity to provide you with this quote. Due to a variety of supply chain challenges and the rapidly changing cost increases, pricing is subject to change. Given that, **this quote is only valid for 7 days.**

The supply chain challenges referenced above are creating longer than normal lead times and those can change quickly. Please make certain your sales consultant is aware of your target install date.

Item	Qty	Description
------	-----	-------------

**THE FOLLOWING IS A LIST OF EQUIPMENT THAT HAS BEEN SPECIFIED FOR THE WASHINGTON COUNTY CHEROKEE ASSOCIATION KITCHEN PROJECT.
NO SUBSTITUTIONS ALLOWED AT THIS TIME.**

1	1 ea	EXHAUST HOOD
---	------	---------------------



Captive-Aire
Econ-Air proposes to furnish the following equipment:

- 5424EX-2-PSP-F - 6ft 0" Long Exhaust-Only Wall Canopy Hood with 12" Wide Front Perforated Supply Plenum with Built-in 3" Back Standoff x1
- 430 SS Where Exposed - x1
 - Fire Cabinet on the Right Side 12.00" W x 54" L x 24" H - x1
 - FILTER - 16" tall x 16" wide Kleen-Gard Stainless Steel Baffle Filter with Handles and Bottom Hanging Hook, UL Classified - x4
 - L55 Series E26 Canopy Light Fixture - High Temp Assembly, Includes Clear Thermal and Shock Resistant Globe (L55 Fixture), Bulbs By Others - x2
 - EXHAUST RISER - Factory installed 10" Diameter X 4" Height - x1
 - SUPPLY RISER - 10"x 20" Supply Riser with Volume Dampers - x2
 - 1/2 Pint Grease Cup New Style, Flanged Slotted - x1
 - FIELD WRAPPER 12.00" High Front, Left, Right - x1
 - Electrical Package Installation in Utility Cabinet by Plant. - x1

Item	Qty	Description
		<ul style="list-style-type: none"> • BACKSPLASH 122.00" High X 120.00" Long 430 SS Vertical (Includes End Caps & Divider Bars) - x1 • RIGHT QUARTER END PANEL 23" Top Width, 0" Bottom Width, 23" High 430 SS - x1 • LEFT QUARTER END PANEL 23" Top Width, 0" Bottom Width, 23" High 430 SS - x1 <p>• Parts required to mount riser sensor 6 inches beside riser. Sensor installed directly in line with the center of riser and in center of the plenum space front to back.</p> <p>NOTE: NO COMBUSTIBLES WITHIN 18" OF THE TOP / OR SIDES OF THE HOOD. WRAPPERS (SS ENCLOSURES) BASED ON A 9'6" AFF CEILING.</p>
	1 ea	<p>TANK-SP-1 Tank Fire Suppression 4 gallon Fire System in Utility Cabinet (includes pre-piped hood(s) with electric detection, tank(s), 24 VDC release mechanism, fire system agent, pressurized tanks, and electric pull station). (Formerly CAS-EWC). - x1 Includes piping for hood: 1.</p> <ul style="list-style-type: none"> • Tank-based Fire Protection System equipped with Electronic Detection utilizing CORE board as a Listed Release Mechanism. Installed in Hood Utility Cabinet with integral hood prewire panel. - x1 • Pressure Switch - Monitors Tank Pressure, Supervised Signal, TANK FIRE SUPPRESSION - x1 • SC-EGVA1 GAS VALVE - 1" Electrical Shutoff Valve for use with HMI reset, 110V, 60Hz (#8214250). Includes upstream strainer assembly. - x1 <p>***** CONFIRM FIRE SUPPRESSION CABINET ON RIGHT SIDE *****</p>
	1 ea	<p>Fan #1 EADU50H EADU50H High Speed Direct Drive Centrifugal Upblast Exhaust Fan with speed control (speed control included for single phase only), disconnect switch and 13-3/4" wheel. Exhaust Fan handles 1050 CFM @ -0.600" wc ESP, Fan runs at 1303 RPM. Exhaust Motor: 0.500 HP, 1 Phs, 208 V, 60 Hz, 3.8 FLA, TEAO-ECM (Totally Enclosed Air Over Electronically Commutated Motor) - x1</p> <ul style="list-style-type: none"> • Through Wall Curb Mount Installation Option. - x1 • Wall Mount Construction for Direct Drive Fan. Through-Bolt mount motor for extra support in wall mount application. Vibration isolator mounts not used. - x1 • Disconnect Switch Loose - Wire Is Extended 10' To Allow Remote Mounting Of The NEMA 3R Enclosure & Switch. Cord Fittings Are Installed In Switch Box. 10-32 Hardware and 7/8" Plug Are Installed In

Item	Qty	Description
		<p>Apron Switch Mounting Holes. - x1</p> <ul style="list-style-type: none"> • HINGE KIT - Heavy Duty Hinge kit with locking spring pin for exhaust fan roof curbs. Includes Hardware to attach hinge to curb and hinge to base. 10 GA Galvanized. - x1 <p>** Note: Requires 16GA curb or 18GA curb with 16GA back plate - (9"x9" cut size). **</p> <ul style="list-style-type: none"> • ECM Wiring Package for exhaust motors with PWM signal from ECPM03 prewire. - x1 • Multi-Conductor - Single Shielded Twisted Pair Cable, 18 AWG stranded (19x30) TC conductors, plenum, FEP insulation, overall shield (100% coverage), 20 AWG stranded TC drain wire, FEP jacket. Priced per foot. For use with CORE Interlock Network, light dimming 0-10VDC reference signal, and PWM signal from ECPM03 to ECM. - x40 • Curb (Bolt Together) CRB19.5X20L-BTC On Fan #1 Flat Curb - x1 • Vented Base for Curb - x1 <p>*** NOTE ***</p> <p>WALL MOUNTED FAN - THRU WALL CURB IS FIGURED SO THE FAN CAN BE HINGED AS REQUIRED BY MECHANICAL CODE. WALL MOUNTED GREASE COLLECTION BOX BY OTHERS.</p> <p>RECOMMEND THE FOLLOWING PRODUCT BY DRIPLOC: https://www.driploc.com/distributors/product-tour/grease-containment-systems/deluxe-wallmount-system/</p>
1 ea		<p>Fan #2 ETA1-15D ETA1-15D InLine Supply Unit w/ 15" Direct Drive Fan in Size #1 Housing. Insulated Housing. Supply Fan handles 840 CFM @ 0.250" wc ESP, Fan runs at 1008 RPM. Supply Motor: 1.000 HP, 1 Phs, 208 V, 60 Hz, 6.9 FLA, TEAO-ECM (Totally Enclosed Air Over Electronically Commutated Motor) Side Discharge - Air Flow Right -> Left</p> <ul style="list-style-type: none"> • Indoor Hanging Cradle For The Size 1 Untempered INLINE Unit. 2 HSA125 Hanging Isolators per Uni-Strut Included. - x1 • ECM Wiring Package for supply motors with PWM signal from ECPM03 prewire. - x1 • Multi-Conductor - Single Shielded Twisted Pair Cable, 18 AWG stranded (19x30) TC conductors, plenum, FEP insulation, overall shield (100% coverage), 20 AWG stranded TC drain wire, FEP jacket. Priced per foot. For use with CORE Interlock Network, light dimming 0-10VDC reference signal, and PWM signal from ECPM03 to ECM. - x50

Item	Qty	Description
	1 ea	<p>SC-211110MA 220V 1 Phase w/ control for 1 Exhaust Fan, 1 Supply Fan, Exhaust on in Fire, Lights out in Fire, Relay On/Off with Supply Fan, Fan(s) On/Off Thermostatically Controlled. Room temperature sensor shipped loose for field installation. Includes 1 Duct Thermostat kit. - x1</p> <ul style="list-style-type: none"> • Digital Prewire Lighting Relay Kit. Includes hood lighting relay & terminal blocks. Allows for up to 1400W of lighting each. - x1 • Thermistor CABLE - 18/2 AWG GREEN WHITE, plenum rated. USED for thermistor duct stat. Per Foot Price. - x30
	1 ea	<p>Fire Suppression System Install Includes: Assembling & connecting, obtaining permits, scheduling test, etc.</p>
	1 ea	<ul style="list-style-type: none"> • Service Design Verification for Exhaust Fan - x1 • Service Design Verification for Hood - x1 • Service Design Verification for Standard Electrical Control Package - x1 • Service Design Verification for TANK Fire Suppression - x1 • Service Design Verification for Un-tempered Supply Fan - x1 • Service Design Verification Minimum - x1 <p>*** IMPORTANT NOTE *** Service Design Verification Disclaimer and Warranty info is included in the attached Captive-Aire Specs.</p>
1-IN	1 ea	<p>HOOD INSTALL Sam Duncan Installation, ductwork, patching, all electrical field wiring, start-up & balance, gas or electric shutdown for fire system hook-up.</p> <p>Finished electrical and plumbing connections to be complete by others.</p> <p>** NOTE ** Customer is responsible for additional labor charges as a result of cooking equipment layout changes after the release of the order, union labor or prevailing wage charges, or additional trips by fire system distributor caused by jobsite delays, permits, fees or test required by local authority. Submittal will specify applicable testing and approval agencies.</p>

Item	Qty	Description
2	1 ea	RANGE, 60", 6 OPEN BURNERS, 24" GRIDDLE Vulcan SX Series Restaurant Range, natural gas, 60", (6) 28,000 BTU burners with lift-off burner heads, 24" griddle, (2) standard ovens, stainless steel front, sides, backriser & high shelf, fully MIG welded frame, 6" adjustable legs, 258,000 BTU, ETL-Sanitation
	1 ea	1 year limited parts & labor warranty, standard
	1 ea	Oven Rack, for SX Series standard ranges
	1 st	Casters, 5" (set of 6) (2 with locks)
	1 kt	Dormont Dormont Blue Hose™ Moveable Gas Connector Kit, 3/4" inside dia., 48" long, covered with stainless steel braid, coated with blue antimicrobial PVC, (1) SnapFast® QD, (1) full port valve, (2) 90° elbows, coiled restraining cable with hardware, 180,000 BTU/hr minimum flow capacity, limited lifetime warranty
3	1 ea	ICE MAKER, CUBE-STYLE Scotsman Prodigy Plus® Ice Maker, cube style, air-cooled, self-contained condenser, production capacity up to 356 lb/24 hours at 70°/50° (232 lb AHRI certified at 90°/70°), small cube size, AutoAlert™ indicating lights, WaterSense adjustable purge control, one-touch cleaning, harvest assist, front facing removable air filter, unit specific QR code, stainless steel finish, AgION™ antimicrobial protection, 115v/60/1-ph, 12.7 amps, cULus, NSF, CE, engineered and assembled in USA (Discontinued 01/01/2023, verify availability with distributor)
	1 ea	NOTE: Sale of this product must comply with Scotsman's MSRP Policy; contact your Scotsman representative for details
	1 ea	3 year parts & labor warranties
	1 ea	5 year parts & labor warranties on Evaporator
	1 ea	5 year parts on compressor & condenser
	1 ea	Ice Bin, top-hinged front-opening door, 370 lb application capacity, for top-mounted ice maker, 22" width, metallic finish exterior, toolless removable baffle, polyurethane insulation, polyethylene liner, includes 6" legs, NSF, engineered and assembled in USA
	1 ea	3 year parts & labor warranties
	1 ea	AquaPatrol™ Plus Water Filtration System, single system, 2.1 gallons per minute max flow, designed for cubers up to 650 lb, and for flakers, nuggets & nugget dispensers up to 1,200 lb, cULus, NSF
	1 ea	AquaPatrol™ Plus Water Filter Replacement cartridge (1 each), cULus, NSF

5 1 ea **MOP SINK**



Advance Tabco

Special Value Mop Sink, floor mounted, 25"W x 21"D x 10"H (overall), 20"W x 16" front-to-back x 6" deep (bowl size), free flow drain with 2" IPS outlet, stainless steel construction




- 1 st Three-sided wall splash (left, right & back) for 9-OP-20 & 9-OP-40 mop sink (field installed by others), extends 16" above the sink (verify faucet will not interfere)
- 1 ea Krowne Krowne Royal Series Service Faucet, splash-mounted, 8" centers, 6-1/2" long heavy cast spout with bail hook & hose thread, bracket can mount above or below, vacuum breaker, rough brass, low lead compliant, NSF, Includes internal check valves to prevent backflow & cross contamination
- 1 ea Krowne 3 year warranty, standard

6 2 ea **HAND SINK**



Advance Tabco

Special Value Hand Sink with 7-3/4" side splashes, wall model, 14" wide x 10" front-to-back x 5" deep bowl, 304 stainless steel construction, splash mounted faucet, 1-1/2" basket drain, wall bracket, NSF

Item	Qty	Description
7	2 ea	<p>WORK TABLE, STAINLESS STEEL TOP</p> <p>Advance Tabco Special Value Work Table, 24"W x 30"D, 16 gauge 304 stainless steel top with 1-1/2"H rear up-turn, 18 gauge adjustable stainless steel undershelf, stainless steel legs & adjustable bullet feet, NSF</p> 
	2 st	<p>Krowne Krowne 1 5/8" Stem Caster, swivel with brake, 5" diameter, 220 lbs per caster load capacity, grease resistant, raises height of equipment 6" (set of 4)</p>
8	2 ea	<p>WORK TABLE, STAINLESS STEEL TOP</p> <p>Advance Tabco Special Value Work Table, 60"W x 30"D, 18 gauge 430 stainless steel top with rolled rim on front & rear, adjustable 18 gauge stainless steel undershelf, stainless steel legs & adjustable bullet feet, NSF</p> 
	2 st	<p>Krowne Krowne 1 5/8" Stem Caster, swivel with brake, 5" diameter, 220 lbs per caster load capacity, grease resistant, raises height of equipment 6" (set of 4)</p>
9	1 ea	<p>COLD FOOD WELL UNIT, DROP-IN, ICE-COOLED</p> <p>Hatco Drop-In Slim Cold Food Unit, iced cold pan, 48-1/8"L x 19"D, (2) pan size (pans not included), insulated, bezel design, 1" brass drain with screen, stainless steel construction, Made in USA</p> 
	1 ea	<p>NOTE: Sale of this product must comply with Hatco's Minimum Resale Price Policy; consult order acknowledgement for details</p>
	1 ea	<p>NOTE: Includes 24/7 parts & service assistance, call 414-671-6350</p>
	1 ea	<p>CE mark not available</p>
	1 ea	<p>One year parts & labor warranty, standard</p>
	1 ea	<p>False Bottom, (1) 2-pan insert, allows 8" ice depth, attaches to ledge, for IWB-S2</p>
	1 ea	<p>Rubber Gasket, for (2) pan size drop-in food wells, factory installed, eliminates the need for silicone or other sealants (available at time of purchase only)</p>

Item	Qty	Description	Sell	Sell Total
10	1 ea	HOT FOOD WELL UNIT, DROP-IN, ELECTRIC Hatco Drop-In Modular Slim Heated Well, with manifold drains, (2) full size pan capacity, insulated, top mounted, remote thermostat with separate power switch, stainless steel & Aluminized construction (standard watt), CE, cULus, UL EPH Classified, Made in USA		
	1 ea	NOTE: Sale of this product must comply with Hatco's Minimum Resale Price Policy; consult order acknowledgement for details		
	1 ea	NOTE: Includes 24/7 parts & service assistance, call 414-671-6350		
	1 ea	One year on-site parts & labor warranty, plus one additional year parts only warranty on the metal sheathed elements		
	1 ea	208v/60/1, 2415w, 11.6 amps		
	1 ea	Single remote control configuration		
	1 ea	Copper Manifold drain with side exit, 1" NPT, field selectable left or right side (not available on HWBI-1 or 120v units) (available at time of purchase only)		
	1 ea	15-5/8" bezel depth, standard		
	1 ea	Adapter, to convert warmer to hold (2) 7 qt inserts		
		** DIMENSIONS ** 45-1/2"W x 16-3/4"D x 9-1/2"H (overall)		
11	2 kt	WIRE CANTILEVERED SHELVING Quantum Packed 1 kt Cantilever Single Shelf, wall mount, (1) 30"W x 18"D wire shelf, (2) 18" cantilever arms, (2) mounting brackets, gray epoxy antimicrobial finish, NSF		
12	2 ea	SHELVING UNIT, WIRE Quantum Prep Area Shelving Units 8 ea Wire Shelf, 36"W x 24"D, 600 - 800 lb. capacity, gray epoxy antimicrobial finish, NSF 2 ea 15 year limited warranty (limited against rust and corrosion) 8 ea Post with Leveling Legs, 63"H, numbered grooves in 1" increments, includes (1) W-PLI & (1) W-PLB (pre-inserted), gray epoxy antimicrobial finish, NSF 2 st Casters, set of (4) 5" swivel (2 with brakes), thermoplastic resin		

Item	Qty	Description
13	3 ea	SHELVING UNIT, WIRE Quantum Undercounter Shelving Units
	12 ea	Wire Shelf, 48"W x 24"D, 600 - 800 lb. capacity, gray epoxy antimicrobial finish, NSF
	3 ea	15 year limited warranty (limited against rust and corrosion)
	12 ea	Post with Leveling Legs, 34"H, numbered grooves in 1" increments, includes (1) W-PLI & (1) W-PLB, gray epoxy antimicrobial finish, NSF
14	3 ea	SHELVING UNIT, WIRE Quantum Storage Shelving Units
	12 ea	Wire Shelf, 60"W x 24"D, 600 - 800 lb. capacity, gray epoxy antimicrobial finish, NSF
	3 ea	15 year limited warranty (limited against rust and corrosion)
	12 ea	Post with Leveling Legs, 74"H, numbered grooves in 1" increments, includes (1) W-PLI & (1) W-PLB (pre-inserted), gray epoxy antimicrobial finish, NSF
	3 st	Casters, set of (4) 5" swivel (2 with brakes), thermoplastic resin
15	3 ea	SHELVING UNIT, WIRE Quantum Storage Shelving Units
	12 ea	Wire Shelf, 48"W x 24"D, 600 - 800 lb. capacity, gray epoxy antimicrobial finish, NSF
	3 ea	15 year limited warranty (limited against rust and corrosion)
	12 ea	Post with Leveling Legs, 74"H, numbered grooves in 1" increments, includes (1) W-PLI & (1) W-PLB (pre-inserted), gray epoxy antimicrobial finish, NSF
	3 st	Casters, set of (4) 5" swivel (2 with brakes), thermoplastic resin
T	4 ea	TRASH RECEPTACLE, INDOOR Carlisle Packed 4 ea Trimline™ Waste Container, 23 gallon, rectangular, integrated corner tabs, bottom helper handles, heavy-duty, polyethylene, gray
	4 ea	TrimLine™ Dolly, 22-3/4"W x 12-1/2"W x 7"H, accommodates 15 or 23 gallon cans, small profile for easy storage under counter, (4) non-marking swivel casters, polypropylene, black, Made in USA

