



# HACN HOUSING REHAB SITE DIRECTIONS

---

**Name:** Christy Rogers


**Telephone:** (918)883-2467

**Address:** 407 Highland Dr  
Bartlesville, OK 74003

**County:** Washington      **Year Built:** 1960

**GPS Coordinates:** 36.777461-96.0010572      **Drive Time:** 2hr

---



**Directions:** From Cherokee Nation, , turn left on 62 go 2mi turn right go 2mi to 82/62 jct continue north to cherokee turnpike, exit onto turnpike go west continue through tulsa to exit 12b/hwy11 toward hwy 75 exit onto hwy 75 continue north 35mi to SW Frank Phillips Blvd,go to sunset blvd turn right go 2.5 mi to highland dr turn right go pass Mistletoe Ln house be 4<sup>th</sup> on left.

---

Melvin Blossom

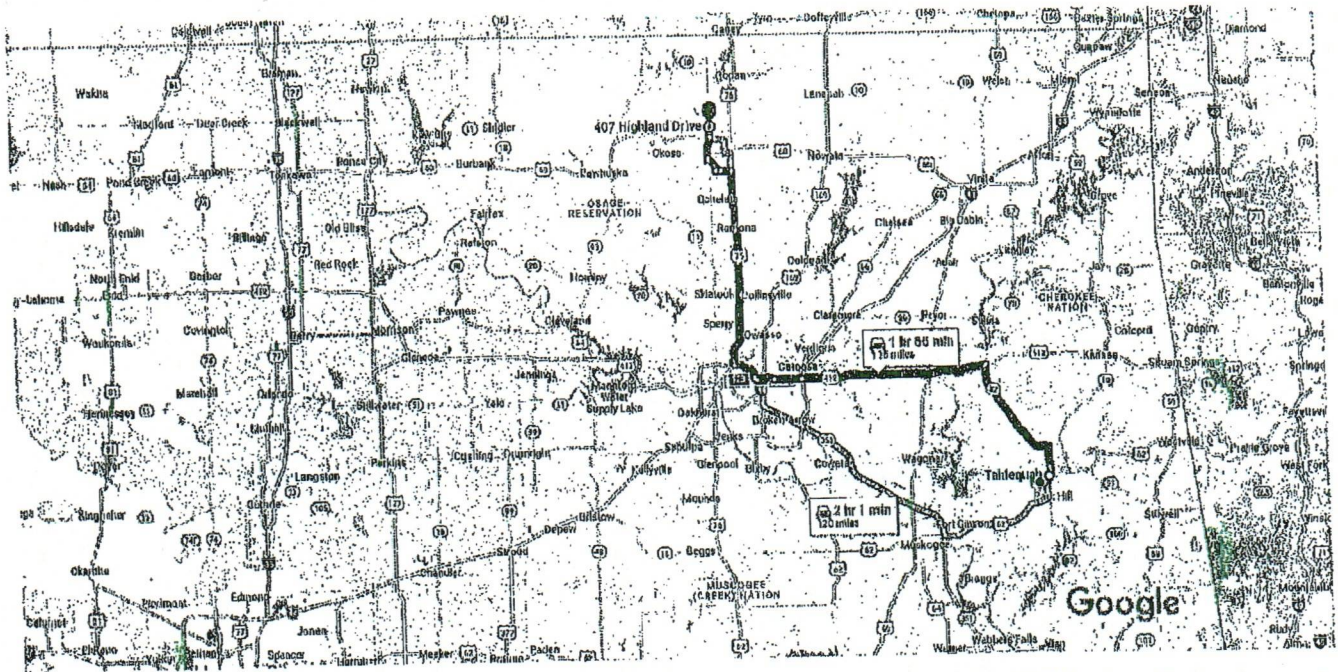
4/1/2024

Cost Estimator/Inspector

Date

Google Maps

Tahlequah, Oklahoma 74464 to 407 Highland Dr, Drive 115 miles, 1 hr 55 min  
Bartlesville, OK 74003



Map data ©2023 Google 10 mi

Tahlequah  
Oklahoma 74464










▲ This route has tolls.

Get on US-412 W/Cherokee Turnpike in Locust Grove from  
State Hwy 82 N











- 28 min (24.6 mi)
- ↑ 1. Head north on S Muskogee Ave toward E Downing St  
59 ft
- ↑ 2. Continue straight to stay on S Muskogee Ave  
0.2 mi
- ↑ 3. Continue onto N Grand Ave/Valley Ave  
● Continue to follow N Grand Ave  
1.4 mi
- ↶ 4. Turn left onto State Hwy 82 N  
22.7 mi
- ⤴ 5. Turn left onto the US-412 W/Cherokee Turnpike W ramp  
▲ Toll road  
0.3 mi

Continue on US-412 W. Take US-75 N to W 2400 Rd/Moose  
Lodge Rd in Bartlesville

1 hr 11 min (79.1 mi)

-  6. Merge onto US-412 W/Cherokee Turnpike  
 Toll road
-  7. Keep left to stay on US-412 W 32.6 mi
-  8. Continue onto I-44/US-412 W 0.3 mi
-  9. Keep right at the fork to continue on I-244 W/US-412 W, follow signs for Sand Springs/Enid 4.6 mi
-  10. Take exit 12B for OK-11 W toward Tulsa International Airport 3.3 mi
-  11. Continue onto OK-11 W 0.6 mi
-  12. Take the exit onto OK-11 W/US-75 N toward Bartlesville 4.6 mi  
 Continue to follow US-75 N 33.2 mi

Continue on Moose Lodge Rd. Take Gap Rd, OK-123 N and N Sunset Blvd to Highland Dr

- 17 mi (11.2 mi)
 13. Turn left onto W 2400 Rd/Moose Lodge Rd 1.9 mi
-  14. Continue straight onto W 2400 Rd/E0240 Rd/Moose Lodge Rd  
 Continue to follow E0240 Rd/Moose Lodge Rd 0.7 mi
-  15. Turn right onto 3940 Rd/Gap Rd 2.7 mi
-  16. Slight right onto Co Rd 2001 0.2 mi
-  17. Turn right onto OK-123 N 3.7 mi
-  18. Continue straight onto W Hensley Blvd 0.2 mi
-  19. Turn left onto N Sunset Blvd 1.7 mi
-  20. Turn right onto Highland Dr  
 Destination will be on the left 0.1 mi

407 Highland Dr  
 Bartlesville, OK 74003

# WorkWrite-Up and Bid Document/By Trade

**Christy Rogers**  
 407 Highland Dr Bartlesville, OK 7-4003  
 (918) 883-2467

**Contractor Name:** \_\_\_\_\_  
**Contractor Signature:** \_\_\_\_\_

**PROJECT TYPE:** Emergency Repairs

**Bid Due Date:** \_\_\_\_\_

*This document must be signed to be a valid bid.*

Trade	Work Description / Comments	Gen. Spec.	Qty Unit	Item Bid
<b>Carpentry</b>				
1	<b>Area: BATHROOM #1</b> Vanity Base Cabinet/Pre-Finished Oak. Replace existing vanity with new pre-finished oak vanity base cabinet.	Div.# 6.O	3LF	<input type="checkbox"/>
<b>Drywall &amp; Finish</b>				
2	<b>Area: LIVING ROOM #1</b> Drywall/Ceiling/Replace 1/2" drywall on ceiling/Finish completely. Work shall include tape, bed & texture to match existing surfaces.	Div.# 9.D	48 SF	<input type="checkbox"/>
3	<b>Area: BEDROOM #1</b> Drywall/Wall/Replace 1/2" drywall on wall/Finish completely. Work shall include tape, bed, texture and paint to match existing surfaces. will consist of 2 closets and 2ft flood cut ea closet	Div.# 9.D	45 SF	<input type="checkbox"/>
<b>Electrical</b>				
4	<b>Area: LIVING ROOM #1</b> Ceiling Fan, Light Kit & Circuit Wiring/52". Install new ceiling fan with light kit, switch, cover plate and wiring.	Div.# 13.D. 9.B	1 Ea	<input type="checkbox"/>

<i>Trade</i>	<i>Work Description / Comments</i>	<i>Gen. Spec.</i>	<i>Qty Unit</i>	<i>Item Bid</i>
<b>Flooring</b>				
5	<i>Area:</i> BEDROOM #1 Carpet/Remove existing carpet and pad.	<i>Div.</i> #9.M	16 SY	<input type="text"/>
6	<i>Area:</i> BATHROOM #1 Vinyl Flooring Remove existing vinyl flooring See comments.	<i>Div.</i> #9.L	5.5 SY	<input type="text"/>
7	<i>Area:</i> BATHROOM #1 Vinyl Sheet Flooring/Install new vinyl floor (sheet) covering & shoe mold. Minimum 12 mil wear layer and 10 year manufacturer year warranty.	<i>Div.</i> #9.L	5.5 SY	<input type="text"/>
8	<i>Area:</i> BEDROOM #1 Vinyl Sheet Flooring/Install new vinyl floor (sheet) covering & shoe mold. Minimum 12 mil wear layer and 10 year manufacturer year warranty. plus 2 closets	<i>Div.</i> #9.L	17 SY	<input type="text"/>
<b>Plumbing</b>				
9	<i>Area:</i> BATHROOM #1 Commode/Install new commode, seat, supply line, shutoff, flange and wax seal. Use American Standard Cadet or written approved equal.	<i>Div.</i> #11.A	1 Ea	<input type="text"/>
10	<i>Area:</i> BATHROOM #1 Lavatory Sink & faucet./Replace existing lavatory sink & faucet. Delta fixture, supply lines & shut offs.	<i>Div.</i> #11.A	1 Ea	<input type="text"/>
11	<i>Area:</i> BATHROOM #1 Shower/ Tub Acrylic Fiberglass/Pre-Fab/ Replace existing bathtub/shower combination with new American Standard Standard Fit. Include all plumbing & fixtures.	<i>Div.</i> #11.A	1 Ea	<input type="text"/>
<b>Roofing</b>				

Trade	Work Description / Comments	Gen. Spec.	Qty Unit	Item Bid
Roofing				
12 Area: ROOF	Roofing/Heritage/30 Year Warranty. Install fiberglass shingles/Minimum 30 year warranty/Use Marlarkey/Tamko or written approved equal. 30 lb Felt, Painted Style D Drip Edge, Pipe Flashing, Valley Flashing, and Metal Slant Back Vents. be for pitched roof only	Div.# 7.A.	11 Sq	<input type="text"/>
13 Area: ROOF	Roofing/Roll Roofing/90 lb./Replace. Remove up to one layer of roll roofing and install new 90 pound rolled roofing.	Div.# 7.D	3 Sq	<input type="text"/>
14 Area: ROOF	Roofing/Strip/Asphalt-Fiberglass. Remove all layers, and haul roofing debris to a Legal Waste Dump for disposal. this will include removing and disposal of flat roof also	Div.# 7.C	15 Sq	<input type="text"/>
15 Area: ROOF	Sheathing/7/16" OSB/Replace. Replace existing sheathing/Use 7/16" OSB Where needed.	Div.# 7.A	96 SF	<input type="text"/>

All construction shall be in accordance with local codes, manufacturers' recommended installation procedures, good quality workmanship practices, General Specifications and Lead-Based Paint requirements when applicable. Conflicts between requirements will be resolved by compliance with the more stringent requirement.

Total: