

HACN HOUSING REHAB SITE DIRECTIONS

Name: Jerry Ewton

Telephone: (918)694-3965

Address: 11881 E 400 Rd
Claremore, OK 74017

County: Rogers **Year Built:** 1999

GPS Coordinates: 36.43831, -95.61952 **Drive Time:** 1Hr. 15 Min



Directions: From Cherokee Nation,


Turn left toward US-62 E/S Muskogee Ave 69 ft Follow State Hwy 82 N, US-412 W and OK-88 N to W 6th St in Claremore 1 hr 7 min (61.7 mi) Turn left onto US-62 E/S Muskogee Ave 1.9 mi Turn right onto US-62 E 2.2 mi Continue straight onto OK-82 BYP/State Hwy 82 N Continue to follow State Hwy 82 N 24.5 mi Turn left onto the US-412 W/Cherokee Turnpike W ramp Toll road 0.3 mi Merge onto US-412 W/Cherokee Turnpike Continue to follow US-412 W Toll road 20.7 mi Take the OK-88 exit toward Inola/Claremore 0.1 mi Turn left onto OK-88 N (signs for Claremore) 11.6 mi Turn right onto S Lynn Riggs Blvd/U.S. Rt. 66 0.3 mi Take U.S. Bicycle Rte 66 to E 400 Rd/NW Edgewater Rd 15 min (8.9 mi) Turn left onto W 6th St 0.2 mi Turn right onto N Owalla Ave/U.S. Bicycle Rte 66 Continue to follow U.S. Bicycle Rte 66 1.4 mi Turn right onto E 470 Rd/NW Lowery Rd/U.S. Bicycle Rte 66 167 ft Turn left onto S 4150 Rd/N Owalla Rd/U.S. Bicycle Rte 66 Continue to follow U.S. Bicycle Rte 66 6.0 mi Continue onto S 4150 Rd/N Owalla Rd 1.0 mi Turn left onto E 400 Rd/NW Edgewater Rd 0.2 mi 11881 E 400 Rd
Claremore, OK 74017

Rodney Carman (918) 506-9858
Cost Estimator/Inspector

8/7/2024
Date





Imagery ©2024 TerraMetrics, Map data ©2024 Google 5 mi

 via State Hwy 82 N and US-412 W 1 hr 23 min
70.7 miles

Best route

 This route has tolls.

 via State Hwy 82 N 1 hr 29 min
73.8 miles

 via State Hwy 82 N, US-412 W and OK-88 N 1 hr 21 min
70.8 miles

Explore nearby 11881 E 400 Rd



Restaurants Hotels Gas stations Parking Lots More

Work Write-Up and Bid Document/By Trade

Jerry Ewton

11881 E 400 Rd Claremore, OK 7-4017
 (918) 694-3965

Contractor Name:

Contractor Signature:

This document must be signed to be a valid bid.

PROJECT TYPE: Emergency Repairs **Bid Due Date:**

Trade	Work Description / Comments	Gen. Spec.	Qty Unit	Item Bid
Carpentry				
1	<p>Area: KITCHEN Countertop/ Plywood & Laminate/Replace. Remove existing countertop and replace with new site built Plywood & laminate countertop and backsplash. Remove step up behind sink and make flat</p>	Div.# 6.O.4	35 SF	<div style="border: 1px solid black; width: 40px; height: 20px;"></div>
2	<p>Area: EXTERIOR Deck/Porch/Complete/2"x 6" Deck/Pressure Treated Wood. Install new porch deck, posts, framing, piers, guardrail, handrails, balusters and steps. All materials shall be pressure treated, and shall be fastened with recommended screws. Back Porch</p>	Div.# 6.FF	240 SF	<div style="border: 1px solid black; width: 40px; height: 20px;"></div>
3	<p>Area: EXTERIOR Door Casing, Window Sill, Trim/Cover with Metal-Aluminum. Cover door casing, window sills and exterior trim with metal-aluminum with baked on finish. Install aluminum Brick mold on top of brick after attaching brick to wall</p>	Div.# 15.C.	100 LF	<div style="border: 1px solid black; width: 40px; height: 20px;"></div>

Trade	Work Description / Comments	Gen. Spec.	Qty Unit	Item Bid
Carpentry				
4	Area: EXTERIOR Handrail/Pressure Treated Lumber. Install new handrail, pressure treated, 4" x 4" post, 2" x 4" stringer, 2" x 6" handrail. Front Porch	Div.# 6.V.	8 LF	<input type="text"/>
5	Area: FOUNDATION Mobile Home Relevel /Concrete Block/8" x 8" x 16". Install concrete block (8" x 8" x 16", trowel cut joints). Level steel I- Beams, replace any cracked blocks. both ends are sloping toward the north	Div.# 4.P.	1820 SF	<input type="text"/>
6	Area: EXTERIOR Wheel Chair Ramp/Wood/Install 4' inside clear space wheel chair ramp/pressure treated lumber work includes balusters, handrails, guardrails, concrete landing at the end of ramp. Back Porch, Build ramp to end of dwelling turn to the carport and die into the carport slab	Div.# 16.A.	12 LF	<input type="text"/>
Masonry & Plaster				
7	Area: EXTERIOR Foundation Wall/Brick, Block or Stone/Repair foundation wall. Replace damaged/deteriorated materials with new, matching materials. Do not replace!!! Drill holes and attach brick w/ screws to dwelling	Div.# 4.P.2	100 SF	<input type="text"/>
Plumbing				
8	Area: KITCHEN Faucet/Kitchen sink/Single Handle/Goose Neck. Replace kitchen sink and faucet with new single handle goose neck faucet, supply lines, escutcheon plates & shutoffs. Includes Sprayer.	Div.# 11.A	1 Ea	<input type="text"/>
Roofing				

Trade	Work Description / Comments	Gen. Spec.	Qty Unit	Item Bid
Roofing				
9	Area: EXTERIOR Roofing/3-Tab/25 Year Warranty. Install fiberglass shingles/Minimum 25 year warranty/Use Owens Corning "Classic" or written approved equal.	Div.# 7.A.	27 Sq	
10	Area: ROOF Roofing/Strip/Asphalt-Fiberglass. Remove all layers, and haul roofing debris to a Legal Waste Dump for disposal.	Div.# 7.C	25 Sq	

Total:

All construction shall be in accordance with local codes, manufacturers' recommended installation procedures, good quality workmanship practices, General Specifications and Lead-Based Paint requirements when applicable. Conflicts between requirements will be resolved by compliance with the more stringent requirement.